







MR50001
Pineapple Farm, Mulberry
Road, Congresbury

Development Extent
Parameter Plan

December 2022

-  Pedestrian Access
-  Vehicular Access
-  Public Open Space
-  Residential Development