

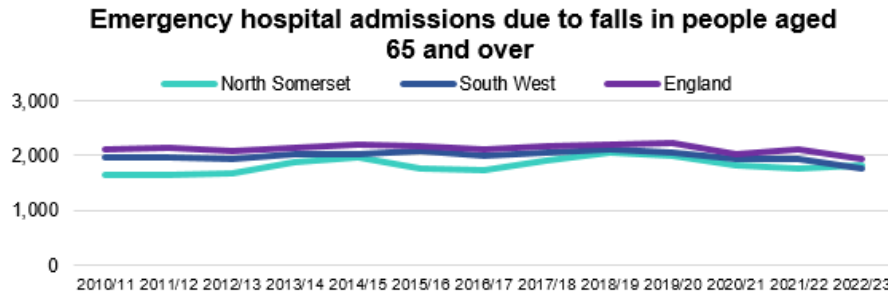
Spotlight report: falls and fractures

Osteoporosis prevalence

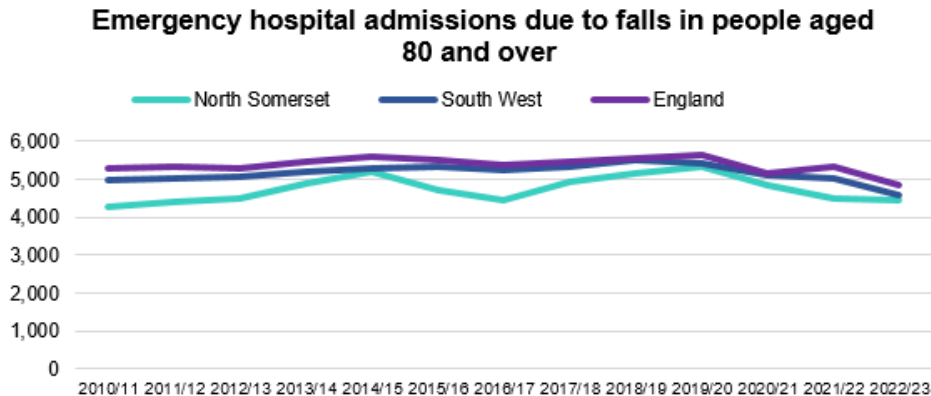
The prevalence of osteoporosis in North Somerset for the population aged over 50 years was 2.4% as of 2022/23. This compares to 1.3% regionally and 1.0% nationally. The prevalence has increased in recent years from 0.4% in 2012/13. In real terms, this is an increase from around 347 people to 2,413 people.

Emergency hospital admissions due to falls

Emergency hospital admissions due to [falls in people aged 65 years](#) and over have gotten better. As of 2019/20, the rate was 2,003 per 100,000 and now decreased to 1,830 in 2022/22. However, this is a slightly higher rate compared to last year's number of 1,752.

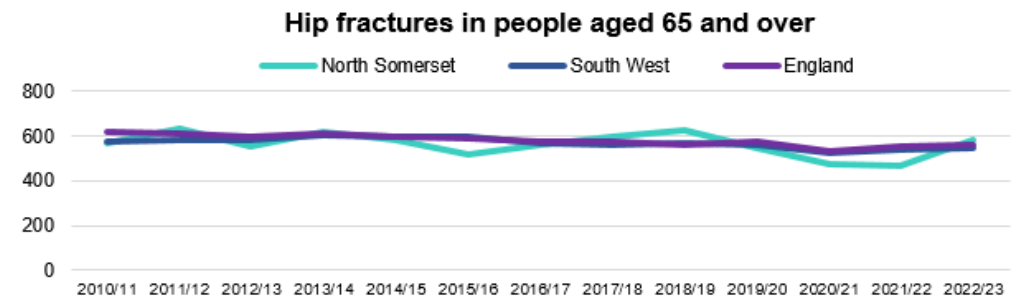


Emergency hospital admissions due to [falls in people aged 80 years](#) and over have gotten better in recent years. As of 2019/20, the rate was 5,319 per 100,000 and decreased to 4,444 in 2022/23.



Hip fractures

The rate per 100,000 of [hip fractures for those aged over 65 years](#) in North Somerset has remained fairly steady over recent years. In 2010/11 the rate was 569 per 100,000, as of 2022/23 it was 581 per 100,000. The rate is similar to regional and national averages.



The rate per 100,000 of [hip fractures for those aged over 80 years](#) in North Somerset has fluctuated over recent years. In 2010/11 the rate was 1,599 per 100,000, as of 2022/23 it was 1,474 per 100,000. The rate is similar to regional and national averages.

