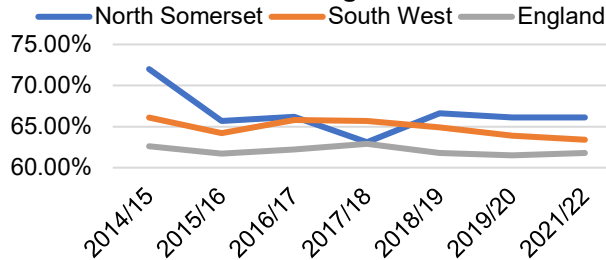


Spotlight report: Adults Support and Safeguarding

Satisfaction

The overall percentage of adults aged 65 years and over who are satisfied with care and support services was 66.1% in 2021/22 which was an improvement over 2017/18 where it was 63.1% but less than it was in 2014/15 where it was 72%.

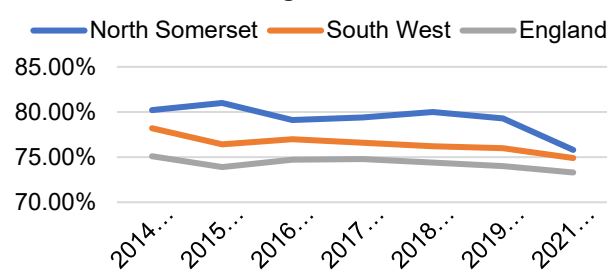
Percentage of adult social care service users satisfied with care and support services age 65+



Control over their daily lives

The percentage of adult social care users aged 65 years and over who feel they have control over their daily lives has remained fairly static over the years with 75.8%. However, the proportion in North Somerset is higher than in both the South West and England.

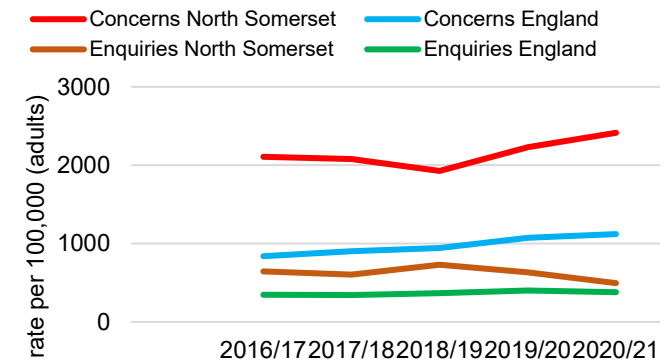
Percentage of adult social care service users who have control over their daily lives age 65+



Safeguarding Concerns

The number of safeguarding concerns and enquiries as a rate per 100,000 adults has risen over recent years and has remained higher than the England Average.

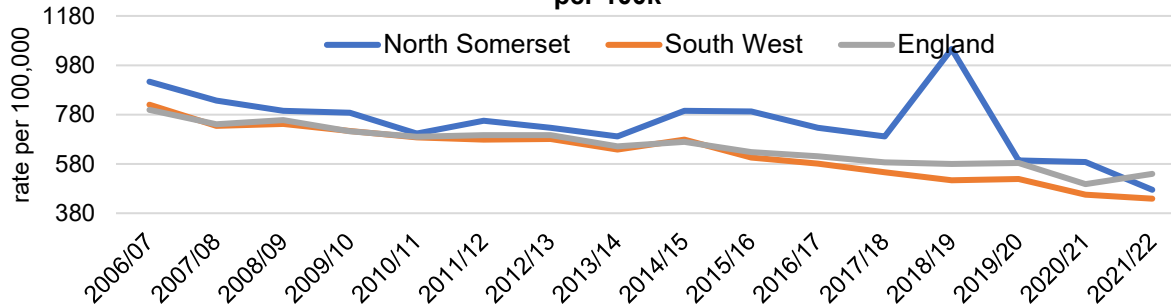
Safeguarding Concerns and Enquiries per 100k Adults



Permanent admissions to care homes

The rate per 100,000 of adults 65+ who have had a permanent admission to a care home overall has gradually reduced over the years. This pattern has been observed both regionally and nationally.

Adults 65+ permanent admissions to residential and nursing care homes per 100k



Care Home Beds per 100,000 (75 years plus)

The rate of care home beds per 100,000 has decreased over the years in North Somerset although it is higher than the rate in both the South West and England.

Care Home Beds per 100k over 75+

