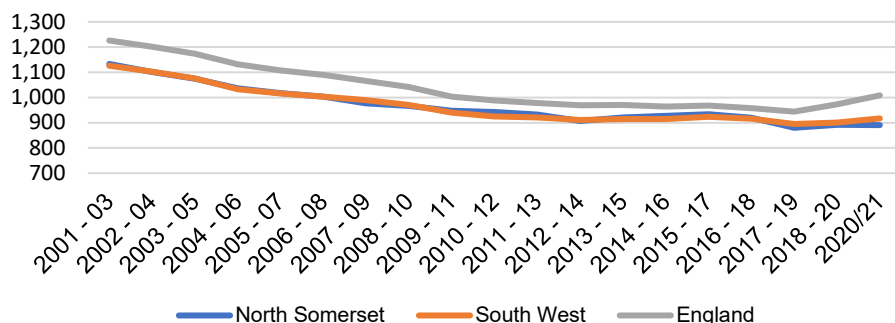


Spotlight report: mortality

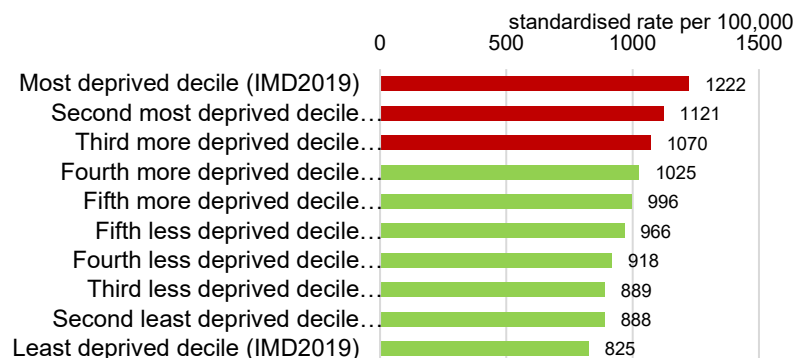
Mortality

The mortality rate in North Somerset has fallen over recent years from a rate of 1,133 per 100,000 in 2001/03 to 891 per 100,000 in 2021. The rate has also fallen regionally and nationally. Males have a higher mortality rate for all causes than females. There is significant geographical [inequality for mortality](#) aligned to the Indices of Multiple Deprivation deciles. Nationally, those in the most deprived decile have an all-cause mortality rate of 1,222 per 100,000 whilst those in the least deprived decile have a rate of 825 per 100,000.

Mortality rate from all causes, all ages (Persons, 3 year range, rate per 100,000)



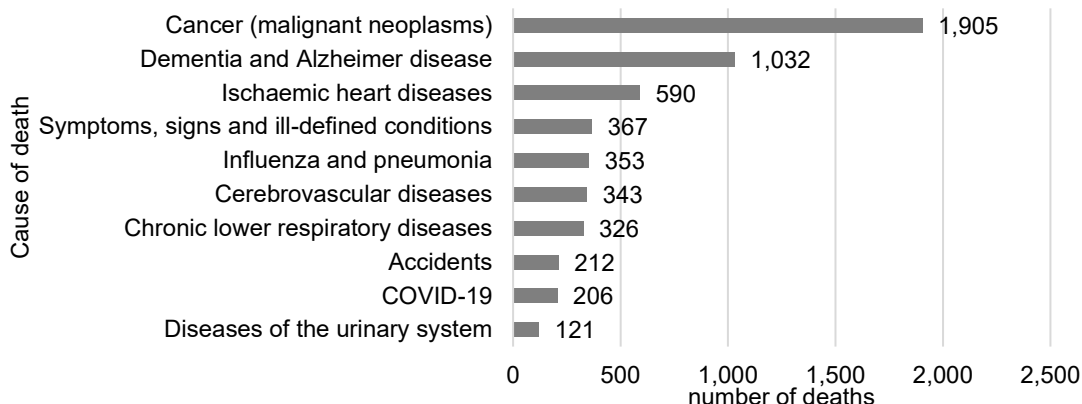
Inequality in mortality rate from all causes, all ages (persons, 3 year range, rate per 100,000)



Leading causes of death

The leading causes of death over the last three years are as follows:

Ten most common causes of death in North Somerset (2018, 2019, 2020 number of deaths combined)



Infant mortality

The infant mortality rate in North Somerset has a downward trend in recent years though there has been some fluctuation.

Infant mortality rate

