



Spotlight report: life expectancy

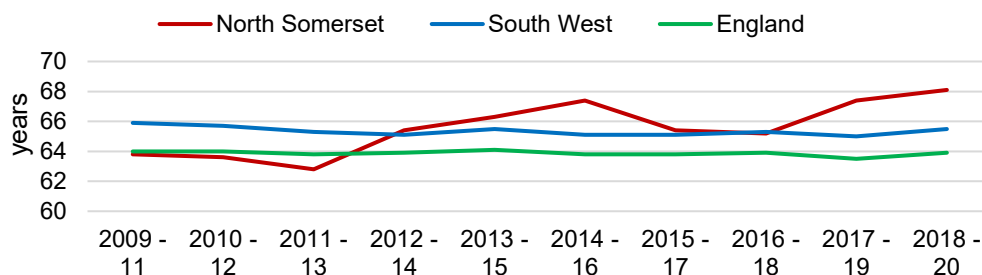


Nationally [life expectancy](#) at birth is 78.7 years for males and 82.8 years for females, however, there is significant geographical variation. Across the South West life expectancy is higher for both males (80.1 years) and females (83.9 years) than the national average. Life expectancy is higher again in North Somerset (males 80.7 years and females 83.9 years) than the regional and national averages, but this varies significantly across electoral wards. There is a life expectancy gap (between the ward with the highest life expectancy and the ward with the lowest life expectancy) of 13.9 years for males and 15.3 years for females. See [ward profiles](#).

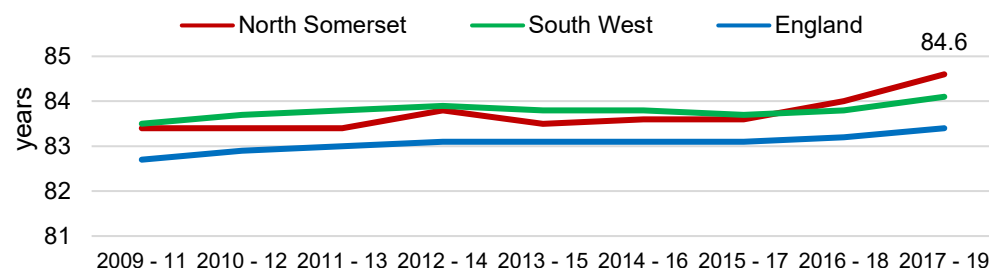
Life expectancy has generally increased year on year for females since 2013/15 and for males since 2014/16 but prior to that, there have been some fluctuations.

[Healthy life expectancy](#) (average years lived in good health) also varies. In North Somerset, on average females can expect 68.1 years lived in good health and males can expect 61.9 years, whilst both are higher than regional and national averages there is variation across wards. The healthy life expectancy gap (between the ward with the highest healthy life expectancy and the ward with the lowest healthy life expectancy) is 22.5 years for males and 17.9 years for females.

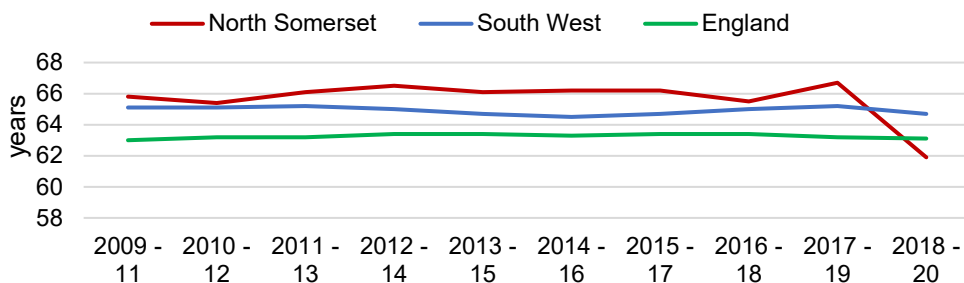
Healthy life expectancy at birth for females



Life expectancy at birth for females over time



Healthy life expectancy at birth for males



Life expectancy at birth for males over time

