

NORTH SOMERSET COUNCIL

**DECISION OF COUNCILLOR COLIN HALL
THE EXECUTIVE MEMBER FOR CHILDREN AND YOUNG
PEOPLE'S SERVICES with advice from the
DIRECTOR OF PEOPLE AND COMMUNITIES**



DECISION NO: P&C55

**SUBJECT: ADMISSION ARRANGEMENTS FOR RURAL COMMUNITY AND
VOLUNTARY CONTROLLED SCHOOLS**

DECISION:

For the 2016-17 admission arrangements, which have already been finalised, to be amended for North Somerset rural community and voluntary controlled schools.

BACKGROUND:

A North Somerset family appealed to the Office of the School Adjudicator against our admission arrangements for the 2016-17 school year. This was following their experience of the admission arrangements in allocating their child's reception school place for September 2015.

The family live close to the border with Bath & North East Somerset and they were not clear about their nearest school when they looked at North Somerset's rural school oversubscription criteria. Their nearest schools are an academy located in the Bath & North East Somerset area, and a North Somerset rural community school. They have different oversubscription criteria.

Reasons:

The School Adjudicator fully investigated the family's appeal, requesting additional information from the local authority and parents. They also met with both parties to gain further clarification.

Their final determination, in accordance with section 88H(4) of the School Standards and Framework Act 1998, was to partially uphold the objection to the admission arrangements determined by North Somerset Council for rural community and voluntarily controlled schools in the local authority area of North Somerset Council.

The adjudicator has specified that the admission authority must revise its admission arrangements with respect to its definition of nearest school and consider its use of distance measured in a direct line.

Section 88K(2) states that the adjudicator's decision is binding on the admission authority.

The adjudicator decision was not received until 30th September 2015. Parents must be able to apply for September 2016 bulk places, through their home local authority, by the 12th September 2015 at the very latest. This has meant we have made some amendments to the 2016-17 admission arrangements, but have given full consideration to the 2017-18 admission arrangements which are currently out for consultation (and available through the North Somerset website consultation page).

Appendix A shows the amended admission arrangements, and **Appendix B** the original finalised version.

The amendments for 2016 – 17 arrangements are:

- Point B iv and v to clarify that the nearest school is the nearest North Somerset school.
- Point 6A ii to clarify that the nearest school is the nearest North Somerset school
- Point 14 - “Unless stated otherwise all distances are measured in a direct line” has been deleted and two paragraphs have been rewritten slightly to give clarity to Direct line and also Shortest walking route.
- Point 21 - Nearest school – will state maintained mainstream school or academy.

Other Alternatives Considered:

This is a determination by the School Adjudicator so it is binding on the admission authority which in this case is the Local Authority.

For the 2017-18 admission arrangements, we have given full consideration to the adjudicator’s determination and have added “catchment areas” for rural community and voluntary controlled schools. This is currently out for consultation which ends on 31 January 2016. The consultation responses will be fully considered and a final version of the arrangements will be determined by 15th March 2016.

Financial Implications:

There are no specific financial implications to this change to arrangements.

Implications for Future Years:

Once the 2017-18 arrangements are finalised, families in rural areas should have a clearer picture of their nearest school when applying for a reception school place, as well as for in-year applications. This is particularly important where they live close to the border of another local authority or to another school.

This will be considered each year as more primary age range schools become academies and therefore their own admission authorities. This means they will set their own admission arrangements and therefore their oversubscription criteria and this may impact on our arrangements for community and voluntary controlled schools.

Signed:
Councillor Colin Hall
Executive Member for Children and Young People's Services

Dated:

Confirmation of advice given:

Signed:
Sheila Smith
Director, People and Communities

Dated:



New Intake School Admission Arrangements and Oversubscription Criteria for North Somerset Community and Voluntary Controlled Schools – 2016-17 School Year

Key:

NSC = North Somerset Council

VA = Voluntary Aided

VC = Voluntary Controlled

C of E = Church of England

School = a school, college or an academy

Item No.	Narrative
1.	<p>The following information should be read in conjunction with the 2016-17 Coordinated Admission Scheme published by the Local Council in which area the child subject to the application lives (the home Council). For primary school aged children living within North Somerset, this is the North Somerset Primary Coordinated Admission Scheme for new intake admissions (see Appendix 2) for 2016-17</p> <p>For secondary school aged children (not including Sixth form) living within North Somerset, this is the North Somerset Secondary Coordinated Admission Scheme (see Appendix 3) for new intake admissions for 2016-17.</p> <p>To see the Schemes please contact North Somerset Council (see below for contact details).</p>
2.	<p>North Somerset residents seeking school places should apply on a North Somerset application form. Residents outside North Somerset seeking places at North Somerset schools should apply for places on their home council application form.</p>
3.	<p>The Admission Number for each Community and VC school is included in Appendix 5.</p>
<p>Over-subscription criteria</p>	
4.	<p>Where a school is named in a child’s Statement of Special Educational Needs or Education, Health and Care Plan, the admission authority for the school is legally required to admit the child to the school. Such children will therefore be allocated places at the named school before the over-subscription criteria are applied. Applications of this type for the named schools will take priority over all other requests for places.</p>
5.	<p><u>Admission to Reception Year in Infant and Primary Schools – Non Rural schools only</u></p> <p>The following criteria apply to the following schools only:</p> <p>All Saints, East Clevedon C of E Primary Ashcombe Primary Becket Primary Castle Batch Primary Golden Valley Primary Hannah More Infant</p>

Item No.	Narrative
	<p>High Down Infant Mary Elton Primary Mead Vale Primary Mendip Green Primary Portishead Primary St Martin's C of E Primary St Nicholas Chantry C of E Primary St Peter's C of E Primary Uphill Primary Worle Village Primary Yeo Moor Primary</p> <p>If any of the above named schools receive more applications than there are places available, allocations will be made in accordance with the following criteria, given in order of priority:</p> <p>A i Children in Care at the time of application and children who were previously in Care but ceased to be so because they were adopted (or became subject to a child arrangements order or special guardianship order) immediately following having been in Care.</p> <p>A ii Children with a brother or sister who will be attending the school at the time of admission.</p> <p>A iii Children, where it is the nearest school to their home address, who live more than a distance of 2 miles from that school measured by the shortest available walking route.</p> <p>A iv Children living closest to the school.</p>
6.	<p><u>Admission to Reception Year in Infant and Primary Schools – Rural schools only</u> The following criteria apply to the following schools only:</p> <p>Banwell Primary Blagdon Primary Churchill C of E Primary Court de Wyck Primary Crockerne Primary Dundry C of E Primary Flax Bourton C of E Primary Hutton C of E Primary Kewstoke Primary Locking Primary St Andrew's C of E Primary Sandford Primary West Leigh Infant Winford C of E Primary Winscombe Primary Wrington C of E Primary</p>

Item No.	Narrative
	<p>Yatton Infant</p> <p>If any of the above named schools receives more applications than there are places available, allocations will be made in accordance with the following criteria, given in order of priority:</p> <p>B i Children in Care at the time of application and children who were previously in Care but ceased to be so because they were adopted (or became subject to a child arrangements order or special guardianship order) immediately following having been in Care.</p> <p>B ii Children with a brother or sister who was attending the school prior to September 2008 and either he/she or any younger brother or sister will be attending the school at the time of admission.</p> <p>B iii Children with a brother or sister who started attending the school after or during September 2008 and he/she will be attending the school at the time of admission, where it is the nearest school in North Somerset to the home address.</p> <p>B iv Children, where it is the child's nearest school in North Somerset to the home address.</p> <p>B v Children, where it is not the child's nearest school in North Somerset to the home address, with a brother or sister who will be attending the school at the time of admission.</p> <p>B vi Children living closest to the school.</p> <p><u>Children whose older brother or sister attended St Katharine's C of E Primary School, Felton</u></p> <p>Applications for either West Leigh Infant or Winford C of E Primary Schools for children with a brother or sister who used to attend St Katharine's C of E Primary School, but moved following its closure to either Backwell C of E Junior or Winford C of E Primary Schools, will be considered as follows:</p> <p>i) If the brother or sister attended St Katharine's C of E Primary School prior to September 2008 the application will meet criterion Bii</p> <p>ii) If the brother or sister attended St Katharine's C of E Primary School after or during September 2008 the application will meet criterion Biii (even if it is not the nearest school when the distance is measured)</p>
6A.	<p><u>Admission to Reception Year at Northleaze C of E Primary only</u></p> <p>i) Children in Care at the time of application and children who were previously in Care but ceased to be so because they were adopted (or became subject to a child arrangements order or special guardianship order) immediately following having been in Care.</p> <p>ii) Children with a brother or sister who was attending the school prior to September 2016 and either he/she or any younger brother or sister will be attending the school</p>

Item No.	Narrative
	<p>at the time of admission, where it is the nearest school to the home address</p> <p>iii) Children with a brother or sister who started attending the school after or during September 2016 and he/she will be attending the school at the time of admission, living within the Long Ashton First Geographical Area.</p> <p>iv) Children living within the Long Ashton First Geographical Area.</p> <p>v) Children, living outside the Long Ashton First Geographical Area, with a brother or sister who will be attending the school at the time of admission.</p> <p>vi) Children living outside the Long Ashton First Geographical Area living closest to the school.</p> <p>Priority within each criterion will be given to children living closest to the school. A map of the Long Ashton First Geographical Area is provided at the end of this policy.</p>
7.	<p><u>Admission to Year 3 in Junior Schools</u></p> <p>If a school receives more applications than there are places available, allocations will be made in accordance with the following criteria, given in order of priority:</p> <p>C i Children in Care at the time of application and children who were previously in Care but ceased to be so because they were adopted (or became subject to a child arrangements order or special guardianship order) immediately following having been in Care..</p> <p>C ii Children who are attending the paired school at the time of application.</p> <p>C iii Children with a brother or sister who will be attending the school at the time of admission.</p> <p>C iv Children with a younger brother or sister who will be attending the paired school at the time of admission (this excludes brothers/sisters who will be in the Reception Year Group in 2016-17).</p> <p>C v Children with a brother or sister within the same intake year group (for example twins, triplets) applying for the same school when it is the nearest school to the home address.</p> <p>C vi Children living closest to the school.</p>
8.	<p><u>First Admission to Year 7 in St Katherine's Secondary School.</u></p> <p>If the school receives more applications than there are places available allocations will be made in accordance with the following criteria, given in order of priority:</p> <p>D i Children in Care at the time of application and children who were previously in Care but ceased to be so because they were adopted (or became subject to a child arrangements order or special guardianship order) immediately following having been in Care..</p>

Item No.	Narrative
	<p>D ii Children living in the school's First Geographical Area.</p> <p>D iii Children living outside the school's First Geographical Area.</p>
General Information	
9.	<p>For the purpose of criteria Aii, Bii, Biii and Bv paired infant and junior schools will be treated as one school.</p> <p>It will be presumed that, for the purpose of applying these criteria, that brothers or sisters who in the 2015-16 school year will be in the final year at an infant school will be attending the paired junior school in 2016-17.</p> <p>In addition to being primary schools Mendip Green and Worle Village Schools will also be treated as schools that are paired with St Martin's C of E School for children with a brother or sister who will be in Years 5 and 6 at St Martin's C of E School in the 2016-17 School Year.</p> <p>However a brother or sister who is in either the Reception Year, Year 1, Year 2 or Year 3 at St Martin's C of E School in the 2015-16 school year will not count as attending a school that is paired with either Mendip Green or Worle Village Schools.</p>
10.	<p>When applying criteria Ai to Cvi, except for criterion Aiii priority within each criterion will be given to children living closest to the school.</p>
11.	<p>When applying criterion Aiii, priority will be given to children living furthest from their nearest school by direct line. Should these distances be equal the ranking of applications will be determined by drawing lots.</p>
12.	<p>When applying criteria Di to Diii priority within each criterion will be given, in order, to:</p> <p>a) children with a brother or sister who will be attending the school at the time of admission (not including where the brother or sister has only joined the school for Sixth Form education).</p> <p>b) for children living within the school's First Geographical Area only: children with a brother or sister within the same intake year group (for example twins, triplets) applying for the same school.</p> <p>Within a) to b) priority will be given to those living closest to the school.</p> <p>c) children living closest to the school.</p>
13.	<p>Where these arrangements refer to 'children living closest to the school', the distances calculated to determine who is closest will initially be measured in a direct line. Where these distances are equal the ranking of applications will be determined by drawing lots.</p>

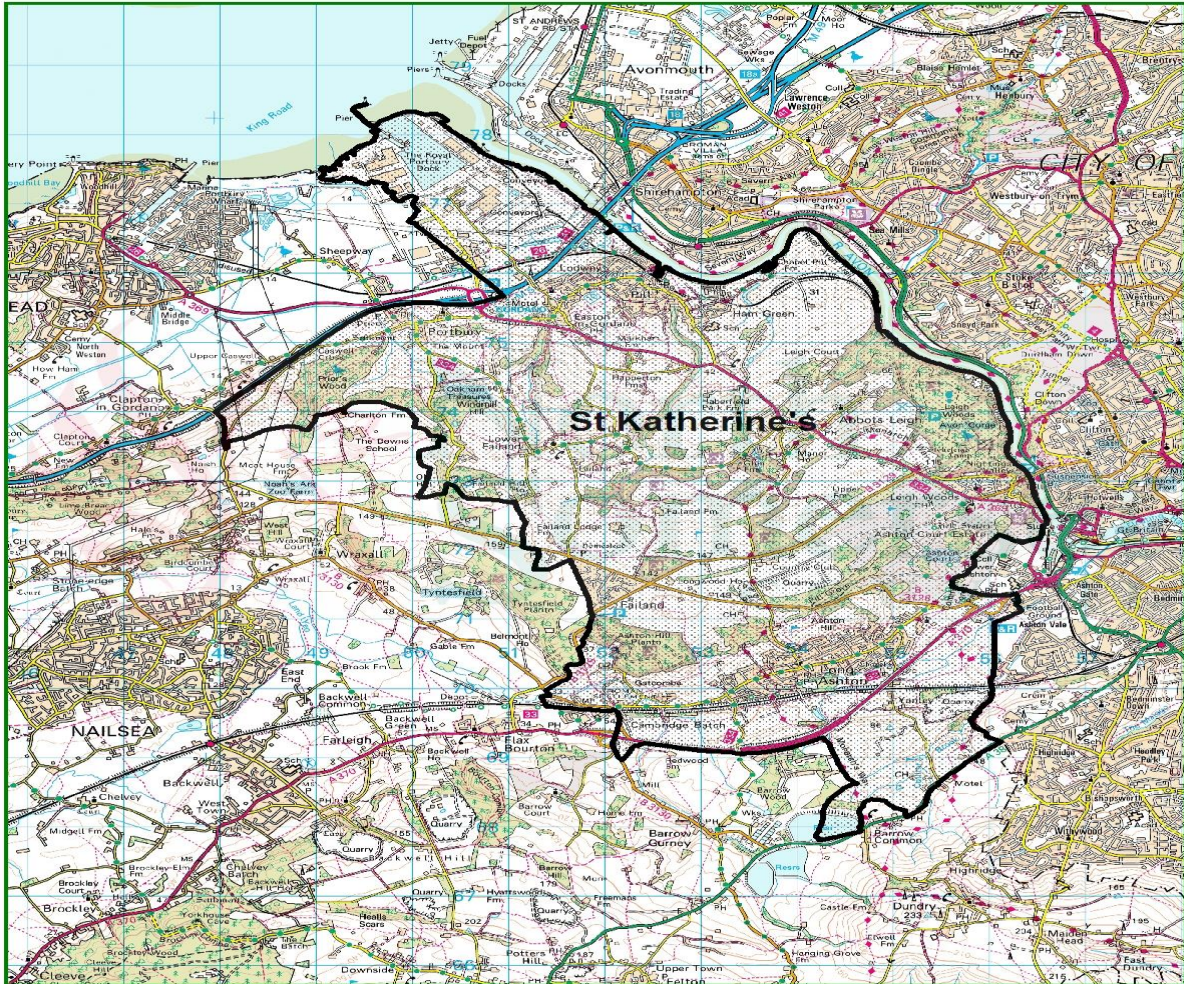
Item No.	Narrative
14.	<p>Distances are measured in a direct line between the address point of the child's home and the main entrance marker for the school, indicated on NSC computerised system(s). Unless stated otherwise where the direct line distances are equal, the ranking of applications will be determined by drawing lots.</p> <p>The only exception to the above is the shortest available walking route between the child's home and the nearest entrance to the school site. We use the road and footpath network as defined by Ordnance Survey to calculate the route. The distance is calculated from the point on the road and footpath network which is closest to the child's home as indicated on the NSC computerised mapping system and does not include the distance between the property and the road.</p> <p>If it is not possible to measure a distance on NSC computerised system(s), NSC will use alternative methods.</p>
15.	<p>NSC shall hold a waiting list of those applicants still seeking a place at their preferred school(s), until the last day of term 2 in 2016. All applications will be ranked in line with the above new intake over-subscription criteria and allocations will be made in accordance with it. Each added child to the list will require the list to be ranked again in line with the above published oversubscription criteria. Each added child to the list will require the list to be ranked again in line with the above published oversubscription criteria. Priority will not be given on the basis simply of the date an application was added to the list. Children who are the subject of a direction by a council to admit, Children in Care, Children previously in Care or those who are allocated a school in accordance with a Fair Access Protocol for school places, will take precedence over those on the waiting list.</p>
16.	<p>Late applications will not be considered in the first round of allocations except where both of the following are the case:</p> <ul style="list-style-type: none"> • Such late applications are received before NSC has sent details of on-time applications to other councils. The applicant's home council has allowed them to be treated as if they had been submitted by the relevant closing time and date. <p>All other late applications will not be considered until after the first round of allocations; this may mean that all of the places have been allocated. On-time applicants will be informed of the outcome of their application on the relevant offer date by their home Council. See Appendix 0 for dates.</p>
17.	<p>The First Geographical Area (FGA) for St Katherine's Secondary School is shown at the end of this document. An FGA is an area of priority for a school. Living in this area does not guarantee a child a place at the school but they may receive priority over children who live outside the FGA. Please see the over-subscription criteria above.</p>
18.	<p>Children in Care are defined as follows: 'Children in Care' are children who are (a) in the care of a local council or (b) being provided with accommodation by a local council in the exercise of their social services functions (see the definition in section 22(1) of the Children Act 1989).</p> <p>For Children previously in Care:</p>

Item No.	Narrative
	<p>- this includes children who were adopted under the Adoption Act 1976 (see section 12 adoption orders) and children who were adopted under the Adoption and Children Act 2002 (see section 46 adoption orders)</p> <p>- under the provisions of s.14 of the Children and Families Act 2014, which amend section 8 of the Children Act 1989, residence orders have now been replaced by child arrangements orders. Any residence order in force prior to 22 April 2014 is deemed to be a child arrangements order.</p> <p>- in accordance with Section 14A of the Children Act 1989, a Special Guardianship Order is defined as an order appointing one or more individuals to be a child's special guardian (or special guardians).</p> <p>For children previously in Care, it is the responsibility of applicants to provide a copy of the adoption order, residence order or special guardianship order and a letter from the local authority that last looked after the child confirming that he or she was looked after immediately prior to that order being made.</p>
19.	<p>To be considered as a brother or sister a child must be living at the same address for the majority of the time* as a full, half, step or adoptive brother/sister.</p> <p>Full and adoptive brothers/sisters are defined as children who have the same biological or adoptive parents.</p> <p>Half brothers/sisters are defined as children who share only one biological or adoptive parent.</p> <p>Step brothers/sisters are defined as children who are not necessarily related biologically (including Foster children) but are living in the same household for the majority of the time* at the address NSC considers to be the address of the child for whom the application is made.</p> <p>*A child must be living at an address for at least 50% of the time to be considered as living there for the majority of the time.</p> <p>It is the responsibility of parents to ensure that they declare on their application if they have a child (or have been allocated a place for a child) at their preferred school(s) or to inform NSC if a child obtains a place after they have applied.</p> <p>Except for a brother or sister within the same intake year group applying for Junior Transfer or St Katherine's School, a brother or sister must be attending (or is expected by NSC to be attending) the school at the time of admission.</p> <p>A child attending a nursery/pre-school part of a school does not count as a brother or sister.</p>
20.	<p>Infant schools in North Somerset are currently paired with Junior schools as follows:</p> <p>Hannah More Infant with Grove Junior</p> <p>High Down Infant with High Down Junior</p> <p>West Leigh Infant with Backwell C of E Junior</p>

Item No.	Narrative
	<p>Yatton Infant with Yatton C of E Junior</p> <p>Because they were formerly First Schools (rather than Primary Schools), Mendip Green and Worle Village Primary Schools are paired with St Martin's C of E School but only for children with a brother or sister who joined either Mendip Green or Worle Village School prior to 1 September 2012.</p> <p>A brother or sister who is in either the Reception Year, Year 1, Year 2, Year 3 or Year 4 at St Martin's C of E School in the 2015-16 school year will not count as attending a school that is paired with either Mendip Green or Worle Village Schools.</p>
21.	<p><u>Nearest School:</u> Unless stated otherwise;</p> <p>i) the distances used to determine the nearest school will be measured in a direct line. If direct line distances are equal the nearest school will be determined by drawing lots.</p> <p>ii) the nearest school is the nearest appropriate one. An appropriate school is defined as a maintained* mainstream school or academy (excluding Catholic schools) that is appropriate to the child's age on joining the school. * ie not private or fee charging.</p>
22.	<p><u>For Reception Intake only:</u></p> <p>Places will be offered for admission in September 2016. However depending on their child's date of birth, places may be deferred until the start of term 3 or 5 but not later than the term following the child's fifth birthday and can not be deferred until the start of the following academic year. Parents should make any request for a deferment once they have received an offer of a school place - no new application will be required. The school place will be held for that child and will not be available to be offered to another child. Parents can request that their child takes up their place on a part-time basis until their child reaches compulsory school age.</p> <p>Parents, who, because of their child's age wish to delay admission until September 2017 should be aware that school places, will not be held until September 2017 and that the child would be considered for admission into their chronological age group. This means that children who do not start school in the school year that they become 5 will normally be placed in a Year 1 class and will miss the Reception year. Parents should be aware that a school might become full in the Reception age group with pupils whose parent applies for a place during the 2016-17 school year. There may be no places available for those who delay their child's admission until Year 1. These parents will need to apply for a Year 1 school place for their child and these applications will be considered from 1 July 2017 onwards.</p> <p>Parents of summer born children (born on or between 1 April and 31 August) can ask NSC to admit their child into the reception year one year after they would normally enter the school. NSC will consider all such applications taking into account the social, emotional and educational needs of the child as often supported by education and other professionals and make their decisions accordingly.</p>

Item No.	Narrative
	The admission of children outside their normal age group will be considered on the basis of the circumstances of each case.
23.	<p>Parents of children who attend a school for nursery provision must apply for a Reception Year place for their child, even if they want their child to transfer to a Reception Year group/class at the same school. Priority is not given because of attendance at a nursery or co-located children's centre. Attendance at these establishments does not guarantee admission to a particular school.</p> <p>Children who attend an infant school do not transfer automatically to a junior school. Parents must make a separate application for transferring from an infant school to a junior school. Attendance at an infant school does not guarantee admission to a particular junior school.</p>
24.	<p><u>CONTACT DETAILS:</u></p> <p>For North Somerset children the Common Application Form is available for submission using the online system on the NSC website or in paper form. See below for details.</p> <p>North Somerset Council, People and Communities, School Admissions and Transport Team, Town Hall, Walliscote Grove Road, Weston-super-Mare, BS23 1UJ</p> <p>Tel No: 01275 884 078 Fax No: 01275 884 753 Email: admissions@n-somerset.gov.uk Website: www.n-somerset.gov.uk/admissions</p> <p>Any relevant letters/supporting documents should also be submitted to the above addresses. Applications and any relevant letters/supporting documents received by the School Admissions and Transport Team (SAAT) at its office in Castlewood, Tickenham Road, Clevedon may also be accepted.</p> <p>Whilst it is not the responsibility of other offices/schools, NSC will use discretion and may accept applications/documents received by other Councils, Schools or other Council offices that are passed to the SAAT. They will be accepted as on-time if NSC feels they may have been submitted by the closing time and date.</p> <p>Applications for children outside North Somerset should be made to the child's home council.</p>
25.	Whilst NSC will process applications in accordance with this policy it will exercise discretion and may deviate from it in circumstances where it feels it is appropriate to do so. This will normally be in exceptional circumstances.
26.	It should be noted that this policy is subject to alteration to reflect any changes in legislation, case law, Council policy or to ensure legal compliance.

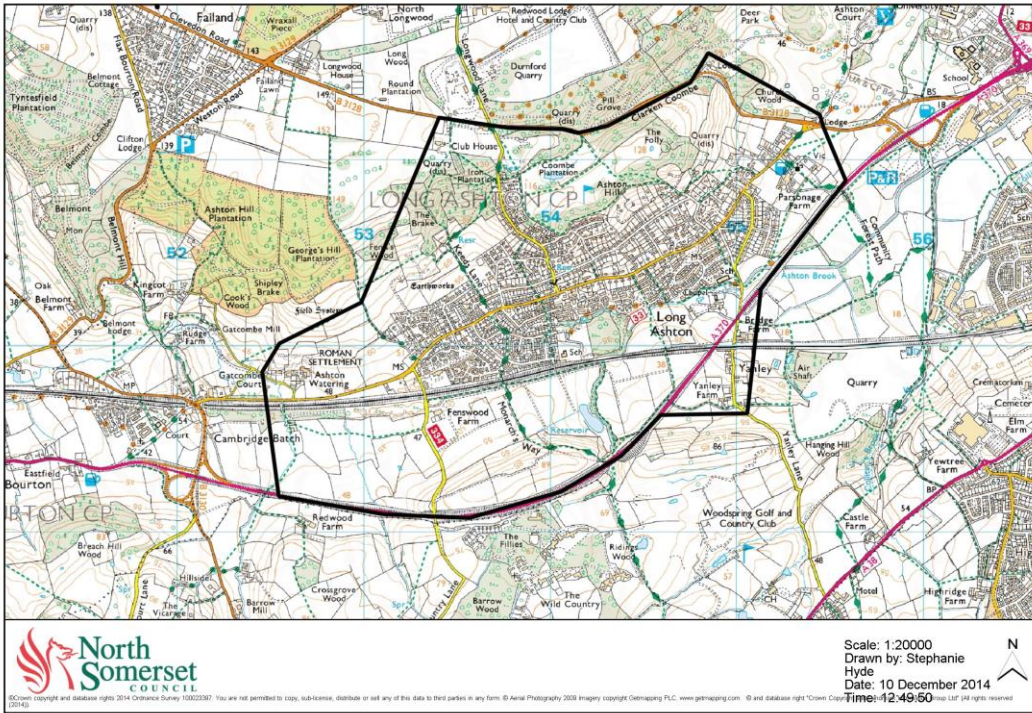
St Katherine's First Geographical Area



	Corporate Services	St Katherine's First Geographical Area
	Corporate Information Team Castlewood Tickenham Road Clevedon North Somerset BS21 6FW	
	Tel: 01934 63 4942 Fax: 01934 63 4884	NORTH Scale 1:61495 Date 16 December 2013

© Crown copyright and database rights 2013 Ordnance Survey 100023397.
You are not permitted to copy, sub-license, distribute or sell any of this data to third parties in any form.

Northleaze C of E Primary School First Geographical Area



New Intake School Admission Arrangements and Oversubscription Criteria for North Somerset Community and Voluntary Controlled Schools – 2016-17 School Year

Key:

NSC = North Somerset Council

VA = Voluntary Aided

VC = Voluntary Controlled

C of E = Church of England

School = a school, college or an academy

Item No.	Narrative
1.	<p>The following information should be read in conjunction with the 2016-17 Coordinated Admission Scheme published by the Local Council in which area the child subject to the application lives (the home Council). For primary school aged children living within North Somerset, this is the North Somerset Primary Coordinated Admission Scheme for new intake admissions (see Appendix 2) for 2016-17</p> <p>For secondary school aged children (not including Sixth form) living within North Somerset, this is the North Somerset Secondary Coordinated Admission Scheme (see Appendix 3) for new intake admissions for 2016-17.</p> <p>To see the Schemes please contact North Somerset Council (see below for contact details).</p>
2.	<p>North Somerset residents seeking school places should apply on a North Somerset application form. Residents outside North Somerset seeking places at North Somerset schools should apply for places on their home council application form.</p>
3.	<p>The Admission Number for each Community and VC school is included in Appendix 5.</p>
	<p>Over-subscription criteria</p>
4.	<p>Where a school is named in a child's Statement of Special Educational Needs or Education, Health and Care Plan, the admission authority for the school is legally required to admit the child to the school. Such children will therefore be allocated places at the named school before the over-subscription criteria are applied. Applications of this type for the named schools will take priority over all other requests for places.</p>
5.	<p><u>Admission to Reception Year in Infant and Primary Schools – Non Rural schools only</u></p> <p>The following criteria apply to the following schools only:</p> <p>All Saints, East Clevedon C of E Primary Ashcombe Primary Becket Primary Castle Batch Primary Golden Valley Primary Hannah More Infant</p>

Item No.	Narrative
	<p>High Down Infant Mary Elton Primary Mead Vale Primary Mendip Green Primary Portishead Primary St Martin's C of E Primary St Nicholas Chantry C of E Primary St Peter's C of E Primary Uphill Primary Worle Village Primary Yeo Moor Primary</p> <p>If any of the above named schools receive more applications than there are places available, allocations will be made in accordance with the following criteria, given in order of priority:</p> <p>A i Children in Care at the time of application and children who were previously in Care but ceased to be so because they were adopted (or became subject to a child arrangements order or special guardianship order) immediately following having been in Care.</p> <p>A ii Children with a brother or sister who will be attending the school at the time of admission.</p> <p>A iii Children, where it is the nearest school to their home address, who live more than a distance of 2 miles from that school measured by the shortest available walking route.</p> <p>A iv Children living closest to the school.</p>
6.	<p><u>Admission to Reception Year in Infant and Primary Schools – Rural schools only</u> The following criteria apply to the following schools only:</p> <p>Banwell Primary Blagdon Primary Churchill C of E Primary Court de Wyck Primary Crockerne Primary Dundry C of E Primary Flax Bourton C of E Primary Hutton C of E Primary Kewstoke Primary Locking Primary St Andrew's C of E Primary Sandford Primary West Leigh Infant Winford C of E Primary Winscombe Primary Wrington C of E Primary</p>

Item No.	Narrative
	<p>Yatton Infant</p> <p>If any of the above named schools receives more applications than there are places available, allocations will be made in accordance with the following criteria, given in order of priority:</p> <p>B i Children in Care at the time of application and children who were previously in Care but ceased to be so because they were adopted (or became subject to a child arrangements order or special guardianship order) immediately following having been in Care.</p> <p>B ii Children with a brother or sister who was attending the school prior to September 2008 and either he/she or any younger brother or sister will be attending the school at the time of admission.</p> <p>B iii Children with a brother or sister who started attending the school after or during September 2008 and he/she will be attending the school at the time of admission, where it is the nearest school to the home address.</p> <p>B iv Children, where it is the child's nearest school to the home address.</p> <p>B v Children, where it is not the child's nearest school to the home address, with a brother or sister who will be attending the school at the time of admission.</p> <p>B vi Children living closest to the school.</p> <p><u>Children whose older brother or sister attended St Katharine's C of E Primary School, Felton</u></p> <p>Applications for either West Leigh Infant or Winford C of E Primary Schools for children with a brother or sister who used to attend St Katharine's C of E Primary School, but moved following its closure to either Backwell C of E Junior or Winford C of E Primary Schools, will be considered as follows:</p> <p>i) If the brother or sister attended St Katharine's C of E Primary School prior to September 2008 the application will meet criterion Bii</p> <p>ii) If the brother or sister attended St Katharine's C of E Primary School after or during September 2008 the application will meet criterion Biii (even if it is not the nearest school when the distance is measured)</p>
6A.	<p><u>Admission to Reception Year at Northleaze C of E Primary only</u></p> <p>vii) Children in Care at the time of application and children who were previously in Care but ceased to be so because they were adopted (or became subject to a child arrangements order or special guardianship order) immediately following having been in Care.</p> <p>viii) Children with a brother or sister who was attending the school prior to September 2016 and either he/she or any younger brother or sister will be attending the school</p>

Item No.	Narrative
	<p>at the time of admission, where it is the nearest school to the home address.</p> <p>ix) Children with a brother or sister who started attending the school after or during September 2016 and he/she will be attending the school at the time of admission, living within the Long Ashton First Geographical Area.</p> <p>x) Children living within the Long Ashton First Geographical Area.</p> <p>xi) Children, living outside the Long Ashton First Geographical Area, with a brother or sister who will be attending the school at the time of admission.</p> <p>xii) Children living outside the Long Ashton First Geographical Area living closest to the school.</p> <p>Priority within each criterion will be given to children living closest to the school. A map of the Long Ashton First Geographical Area is provided at the end of this policy.</p>
7.	<p><u>Admission to Year 3 in Junior Schools</u></p> <p>If a school receives more applications than there are places available, allocations will be made in accordance with the following criteria, given in order of priority:</p> <p>C i Children in Care at the time of application and children who were previously in Care but ceased to be so because they were adopted (or became subject to a child arrangements order or special guardianship order) immediately following having been in Care..</p> <p>C ii Children who are attending the paired school at the time of application.</p> <p>C iii Children with a brother or sister who will be attending the school at the time of admission.</p> <p>C iv Children with a younger brother or sister who will be attending the paired school at the time of admission (this excludes brothers/sisters who will be in the Reception Year Group in 2016-17).</p> <p>C v Children with a brother or sister within the same intake year group (for example twins, triplets) applying for the same school when it is the nearest school to the home address.</p> <p>C vi Children living closest to the school.</p>
8.	<p><u>First Admission to Year 7 in St Katherine's Secondary School.</u></p> <p>If the school receives more applications than there are places available allocations will be made in accordance with the following criteria, given in order of priority:</p> <p>D i Children in Care at the time of application and children who were previously in Care but ceased to be so because they were adopted (or became subject to a child arrangements</p>

Item No.	Narrative
	<p>order or special guardianship order) immediately following having been in Care..</p> <p>D ii Children living in the school's First Geographical Area.</p> <p>D iii Children living outside the school's First Geographical Area.</p>
General Information	
9.	<p>For the purpose of criteria Aii, Bii, Biii and Bv paired infant and junior schools will be treated as one school.</p> <p>It will be presumed that, for the purpose of applying these criteria, that brothers or sisters who in the 2015-16 school year will be in the final year at an infant school will be attending the paired junior school in 2016-17.</p> <p>In addition to being primary schools Mendip Green and Worle Village Schools will also be treated as schools that are paired with St Martin's C of E School for children with a brother or sister who will be in Years 5 and 6 at St Martin's C of E School in the 2016-17 School Year.</p> <p>However a brother or sister who is in either the Reception Year, Year 1, Year 2 or Year 3 at St Martin's C of E School in the 2015-16 school year will not count as attending a school that is paired with either Mendip Green or Worle Village Schools.</p>
10.	<p>When applying criteria Ai to Cvi, except for criterion Aiii priority within each criterion will be given to children living closest to the school.</p>
11.	<p>When applying criterion Aiii, priority will be given to children living furthest from their nearest school by direct line. Should these distances be equal the ranking of applications will be determined by drawing lots.</p>
12.	<p>When applying criteria Di to Diii priority within each criterion will be given, in order, to:</p> <p>a) children with a brother or sister who will be attending the school at the time of admission (not including where the brother or sister has only joined the school for Sixth Form education).</p> <p>b) for children living within the school's First Geographical Area only: children with a brother or sister within the same intake year group (for example twins, triplets) applying for the same school.</p> <p>Within a) to b) priority will be given to those living closest to the school.</p> <p>c) children living closest to the school.</p>
13.	<p>Where these arrangements refer to 'children living closest to the school', the distances calculated to determine who is closest will initially be measured in a direct line. Where these distances are equal the ranking of applications will be determined by drawing lots.</p>

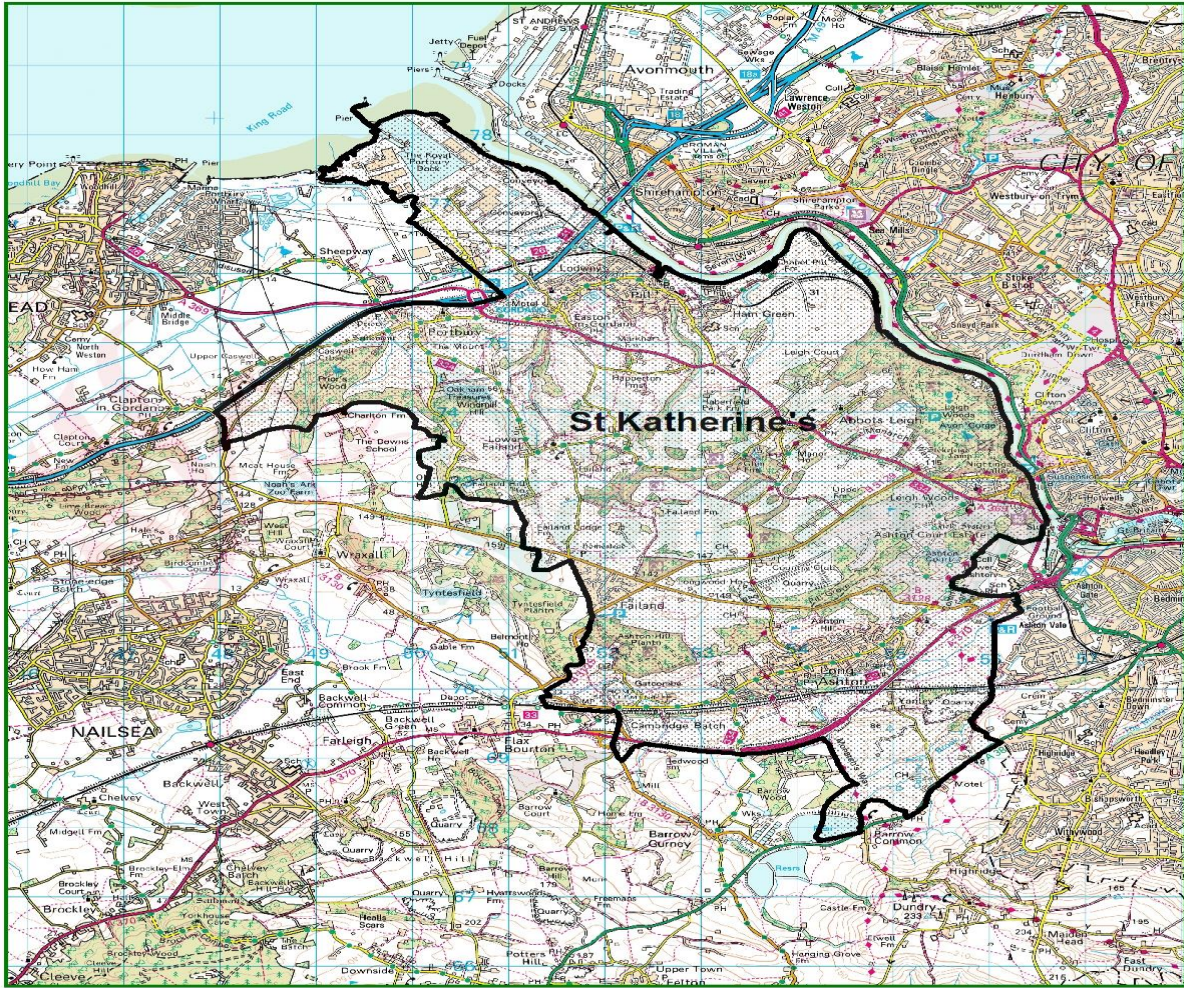
Item No.	Narrative
14.	<p>Unless stated otherwise all distances are measured in a direct line.</p> <p>Direct line: is where distances are measured in a straight line between the address point of the child's home and the main entrance marker for the school, indicated on NSC computerised system(s). Unless stated otherwise where the direct line distances are equal, the ranking of applications will be determined by drawing lots.</p> <p>Shortest available walking route: is the shortest available walking route between the child's home and the nearest entrance to the school site. We use the road and footpath network as defined by Ordnance Survey to calculate the route. The distance is calculated from the point on the road and footpath network which is closest to the child's home as indicated on the NSC computerised mapping system and does not include the distance between the property and the road.</p> <p>If it is not possible to measure a distance on NSC computerised system(s), NSC will use alternative methods.</p>
15.	<p>NSC shall hold a waiting list of those applicants still seeking a place at their preferred school(s), until the last day of term 2 in 2016. All applications will be ranked in line with the above new intake over-subscription criteria and allocations will be made in accordance with it. Each added child to the list will require the list to be ranked again in line with the above published oversubscription criteria. Each added child to the list will require the list to be ranked again in line with the above published oversubscription criteria. Priority will not be given on the basis simply of the date an application was added to the list. Children who are the subject of a direction by a council to admit, Children in Care, Children previously in Care or those who are allocated a school in accordance with a Fair Access Protocol for school places, will take precedence over those on the waiting list.</p>
16.	<p>Late applications will not be considered in the first round of allocations except where both of the following are the case:</p> <ul style="list-style-type: none"> • Such late applications are received before NSC has sent details of on-time applications to other councils. The applicant's home council has allowed them to be treated as if they had been submitted by the relevant closing time and date. <p>All other late applications will not be considered until after the first round of allocations; this may mean that all of the places have been allocated. On-time applicants will be informed of the outcome of their application on the relevant offer date by their home Council. See Appendix 0 for dates.</p>
17.	<p>The First Geographical Area (FGA) for St Katherine's Secondary School is shown at the end of this document. An FGA is an area of priority for a school. Living in this area does not guarantee a child a place at the school but they may receive priority over children who live outside the FGA. Please see the over-subscription criteria above.</p>
18.	<p>Children in Care are defined as follows: 'Children in Care' are children who are (a) in the care of a local council or (b) being provided with accommodation by a local council in the exercise of their social services functions (see the definition in section 22(1) of the Children Act 1989).</p>

Item No.	Narrative
	<p>For Children previously in Care:</p> <ul style="list-style-type: none"> - this includes children who were adopted under the Adoption Act 1976 (see section 12 adoption orders) and children who were adopted under the Adoption and Children Act 2002 (see section 46 adoption orders) - under the provisions of s.14 of the Children and Families Act 2014, which amend section 8 of the Children Act 1989, residence orders have now been replaced by child arrangements orders. Any residence order in force prior to 22 April 2014 is deemed to be a child arrangements order. - in accordance with Section 14A of the Children Act 1989, a Special Guardianship Order is defined as an order appointing one or more individuals to be a child's special guardian (or special guardians). <p>For children previously in Care, it is the responsibility of applicants to provide a copy of the adoption order, residence order or special guardianship order and a letter from the local authority that last looked after the child confirming that he or she was looked after immediately prior to that order being made.</p>
19.	<p>To be considered as a brother or sister a child must be living at the same address for the majority of the time* as a full, half, step or adoptive brother/sister.</p> <p>Full and adoptive brothers/sisters are defined as children who have the same biological or adoptive parents.</p> <p>Half brothers/sisters are defined as children who share only one biological or adoptive parent.</p> <p>Step brothers/sisters are defined as children who are not necessarily related biologically (including Foster children) but are living in the same household for the majority of the time* at the address NSC considers to be the address of the child for whom the application is made.</p> <p>*A child must be living at an address for at least 50% of the time to be considered as living there for the majority of the time.</p> <p>It is the responsibility of parents to ensure that they declare on their application if they have a child (or have been allocated a place for a child) at their preferred school(s) or to inform NSC if a child obtains a place after they have applied.</p> <p>Except for a brother or sister within the same intake year group applying for Junior Transfer or St Katherine's School, a brother or sister must be attending (or is expected by NSC to be attending) the school at the time of admission.</p> <p>A child attending a nursery/pre-school part of a school does not count as a brother or sister.</p>
20.	<p>Infant schools in North Somerset are currently paired with Junior schools as follows:</p> <p>Hannah More Infant with Grove Junior</p>

Item No.	Narrative
	<p>High Down Infant with High Down Junior West Leigh Infant with Backwell C of E Junior Yatton Infant with Yatton C of E Junior</p> <p>Because they were formerly First Schools (rather than Primary Schools), Mendip Green and Worle Village Primary Schools are paired with St Martin's C of E School but only for children with a brother or sister who joined either Mendip Green or Worle Village School prior to 1 September 2012.</p> <p>A brother or sister who is in either the Reception Year, Year 1, Year 2, Year 3 or Year 4 at St Martin's C of E School in the 2015-16 school year will not count as attending a school that is paired with either Mendip Green or Worle Village Schools.</p>
21.	<p><u>Nearest School:</u> Unless stated otherwise;</p> <p>i) the distances used to determine the nearest school will be measured in a direct line. If direct line distances are equal the nearest school will be determined by drawing lots.</p> <p>ii) the nearest school is the nearest appropriate one. An appropriate school is defined as a maintained* mainstream school (excluding Catholic schools) that is appropriate to the child's age on joining the school. * i.e. not private or fee charging.</p>
22.	<p><u>For Reception Intake only:</u></p> <p>Places will be offered for admission in September 2016. However depending on their child's date of birth, places may be deferred until the start of term 3 or 5 but not later than the term following the child's fifth birthday and can not be deferred until the start of the following academic year. Parents should make any request for a deferment once they have received an offer of a school place - no new application will be required. The school place will be held for that child and will not be available to be offered to another child. Parents can request that their child takes up their place on a part-time basis until their child reaches compulsory school age.</p> <p>Parents, who, because of their child's age wish to delay admission until September 2017 should be aware that school places, will not be held until September 2017 and that the child would be considered for admission into their chronological age group. This means that children who do not start school in the school year that they become 5 will normally be placed in a Year 1 class and will miss the Reception year. Parents should be aware that a school might become full in the Reception age group with pupils whose parent applies for a place during the 2016-17 school year. There may be no places available for those who delay their child's admission until Year 1. These parents will need to apply for a Year 1 school place for their child and these applications will be considered from 1 July 2017 onwards.</p> <p>Parents of summer born children (born on or between 1 April and 31 August) can ask NSC to admit their child into the reception year one year after they would normally enter the school. NSC will consider all such applications taking into account the social, emotional and educational needs of the child as often supported by education and other professionals</p>

Item No.	Narrative
	<p>and make their decisions accordingly.</p> <p>The admission of children outside their normal age group will be considered on the basis of the circumstances of each case.</p>
23.	<p>Parents of children who attend a school for nursery provision must apply for a Reception Year place for their child, even if they want their child to transfer to a Reception Year group/class at the same school. Priority is not given because of attendance at a nursery or co-located children's centre. Attendance at these establishments does not guarantee admission to a particular school.</p> <p>Children who attend an infant school do not transfer automatically to a junior school. Parents must make a separate application for transferring from an infant school to a junior school. Attendance at an infant school does not guarantee admission to a particular junior school.</p>
24.	<p><u>CONTACT DETAILS:</u></p> <p>For North Somerset children the Common Application Form is available for submission using the online system on the NSC website or in paper form. See below for details.</p> <p>North Somerset Council, People and Communities, School Admissions and Transport Team, Town Hall, Walliscote Grove Road, Weston-super-Mare, BS23 1UJ</p> <p>Tel No: 01275 884 078 Fax No: 01275 884 753 Email: admissions@n-somerset.gov.uk Website: www.n-somerset.gov.uk/admissions</p> <p>Any relevant letters/supporting documents should also be submitted to the above addresses. Applications and any relevant letters/supporting documents received by the School Admissions and Transport Team (SAAT) at its office in Castlewood, Tickenham Road, Clevedon may also be accepted.</p> <p>Whilst it is not the responsibility of other offices/schools, NSC will use discretion and may accept applications/documents received by other Councils, Schools or other Council offices that are passed to the SAAT. They will be accepted as on-time if NSC feels they may have been submitted by the closing time and date.</p> <p>Applications for children outside North Somerset should be made to the child's home council.</p>
25.	<p>Whilst NSC will process applications in accordance with this policy it will exercise discretion and may deviate from it in circumstances where it feels it is appropriate to do so. This will normally be in exceptional circumstances.</p>
26.	<p>It should be noted that this policy is subject to alteration to reflect any changes in legislation, case law, Council policy or to ensure legal compliance.</p>

St Katherine's First Geographical Area



	Corporate Services Corporate Information Team Castlewood Tickenham Road Clevedon North Somerset BS21 6FW	St Katherine's First Geographical Area
	Tel: 01934 63 4942 Fax: 01934 63 4884	 Scale 1:61495 Date 16 December 2013

© Crown copyright and database rights 2013 Ordnance Survey 100023397.
You are not permitted to copy, sub-license, distribute or sell any of this data to third parties in any form.

Northleaze C of E Primary School First Geographical Area

