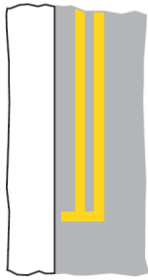
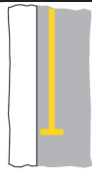


## Common restrictions and what they mean



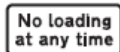
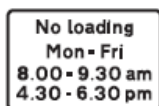
### Double yellow lines

- No waiting at any time.
- You may stop while passengers get into or out of the vehicle.
- You may load and unload – normally no longer than five minute intervals (10 for commercial) between observed loadings for up to 20 minutes.
- Blue badge holders can park for up to three hours with no return for one hour.
- No requirement for a sign for the restriction.



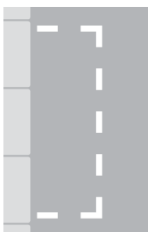
### Single yellow lines

- During times of operation as shown by the time plate, these markings act as double yellow lines.
- Outside of these times there is no restriction.



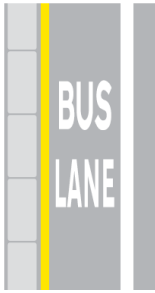
### Loading restrictions

- Parking attendants require no observation time to enforce.
- No observation time required - Are shown by yellow lines (ticks) on the kerb or on the edge of the carriageway.
- Single ticks on the kerb mean no loading at the times stated on the sign. Outside of these hours you are able to load and unload.
- Double yellow ticks on the kerb mean no loading or unloading at any time. There is no requirement for a sign.
- Vehicles can stop while passengers get into or out of the vehicle, but not wait.
- Blue badge holders cannot park in a loading restriction.



### Limited waiting bays

- Shown by bay markings and signs that indicate the maximum amount of time that you may park in the bay. Blue badge holders have no time limit.
- The 'no return' information is displayed on the sign. This means that you are not permitted to return to the limited waiting bay within the time specified. Parking attendants will log all vehicles parked in limited waiting bays, including pay and display areas, to ensure that they do not overstay or return to the bay within the specified timescale. This does not mean they will be issued a fine – the handset remembers the vehicle and tyre valve positions.

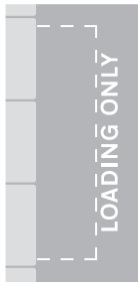


### Bus lanes

- Parking attendants require no observation time to enforce.
- You must not drive or stop in a bus lane during its period of operation. Some vehicles are exempt, such as bicycles and taxis. These will be indicated on the signage.




### Loading bays

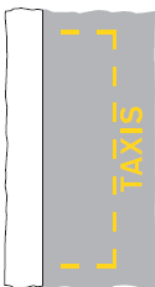


- White bays marked with the words 'loading only' or 'loading bay'.
- A sign may be displayed but this is not required if wording is marked outside of a bay.
- You may load and unload – normally no longer than five minute intervals (10 for commercial) between observed loadings for up to 20 minutes.
- Can be restricted to certain types of vehicles, such as a goods vehicle, however we allow any vehicle to use if using the bay for its correct purpose.
- If no times are indicated the bay is in operation at all times.

### Bus stop clearways

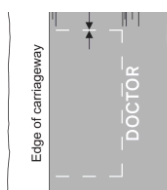


- Parking attendants require no observation time to enforce.
- You must not park in a bus stop clearway during its period of operation. The period of operation will be shown on the adjoining signage. If there is no signage then the bus stop is in operation at all times.
- Buses must only use stops to allow passengers to get on or off vehicles but may park for longer to maintain a timetable or to change crews.



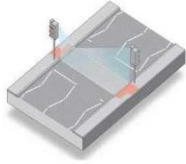
### Taxi ranks

- Parking attendants require no observation time to enforce.
- You must not park in a taxi rank during its period of operation. The period of operation will be shown on the adjoining signage. If there is no signage then the taxi rank is in operation at all times.
- Only valid for hackney carriages, not private hire, and the driver must be with the vehicle and available for hire.



### Parking bays for specific use

- Parking attendants require no observation time to enforce.
- You must not park in parking spaces reserved for specific users such as doctors, ambulances or blue badge holders unless you are entitled to do so.
- Signs may be displayed but they are not required if wording is marked on the outside of the bay.



### Pedestrian crossing zig-zags

- Parking attendants require no observation time to enforce.
- You must not park on a pedestrian crossing or in the area covered by the zig-zag markings. These markings are installed specifically to maintain pedestrian safety.
- Police can also still fine and award penalty points.



### Yellow zig-zag markings

- Parking attendants require no observation time to enforce.
- When outside schools, hospitals or fire, police or ambulance stations, these markings indicate the length of road where you should not stop, not even to pick up or set down children or other passengers.
- Where there is an upright sign, there is a mandatory prohibition of stopping during the times shown.
- These markings are provided outside schools to ensure that children can see and be seen clearly when crossing the road.
- Police can also still fine and award penalty points.



### Clearways

- Parking attendants require no observation time to enforce.
- No stopping, not even to pick up or set down passengers.
- Used to indicate a 24-hour clearway (usually on a rural road).
- On a 24-hour clearway, the prohibition of stopping applies only to the main carriageway.
- You may stop in a lay-by unless there are signs to say otherwise.
- A 24-hour clearway does not have any special road markings, but there should be smaller repeater signs at approximately one mile intervals.



### Restricted zones

- Parking attendants require no observation time to enforce.
- Act as double yellow lines with double kerb markings on large areas and mean there is no requirement to line the area.
- Restrictions in place at all times.
- An example is Princess Royal Square in Weston-super-Mare.